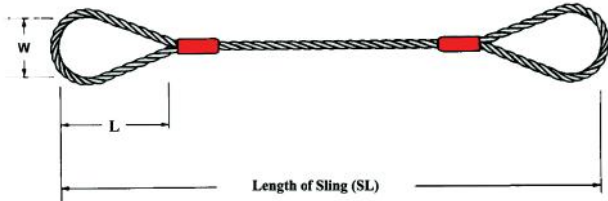




## Redi-Grip® Wire Rope Slings

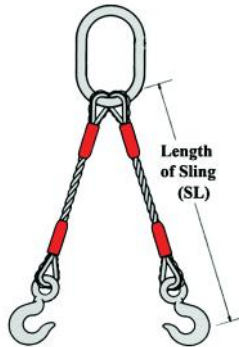
Sling angles are measured from horizontal



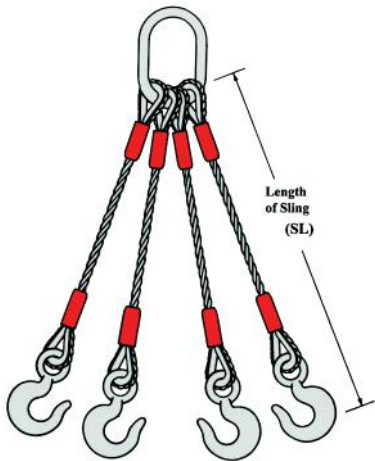
## Redi-Grip® Single Leg Flemish Eye Slings

Diam of Rope in	Min. Length (SL) of sling ft in	Loop Dimensions		Rated Capacities in Tons (2000 lb) - 6x19 & 6x37 Class EIPS-IWRC		
		Win	Lin.	Single Leg Vertical	Choker Hitch	Vertical Basket Hitch
1/4	1-6	2	4	.65	.48	1.3
3/8	2	3	6	1.4	1.1	2.9
1/2	2-6	4	8	2.5	1.9	5.1
5/8	3	5	10	3.9	2.9	7.8
3/4	3-6	6	12	5.6	4.1	11
7/8	4	7	14	7.6	5.6	15
1	4-6	8	16	9.8	7.2	20

## Redi-Grip® 2 Leg Flemish Eye Sling



Rated Capacities in Tons (2000 lb) IWRC (6x19 & 6x37)				
Diam of Rope in	Min. Length (SL) of Sling ft in	EIP IWRC - Rated Capacities Horz. Angle		
		60°	45°	30°
1/4	1-3	1.1	.91	.65
3/8	1-8	2.5	2.0	1.4
1/2	2-0	4.4	3.6	2.5
5/8	2-4	6.8	5.5	3.9
3/4	2-9	9.7	7.9	5.6
7/8	3-3	13	11	7.6
1	3-6	17	14	9.8



## Redi-Grip® 4 Leg Flemish Eye Sling

Rated Capacities in Tons (2000 lb) IWRC (6x19 & 6x37)				
Diam of Rope in	Min. Length (SL) of Sling ft in	EIP IWRC - Rated Capacities Horz. Angle		
		60°	45°	30°
1/4	1-3	2.2	1.8	1.3
3/8	1-8	5.0	4.1	2.9
1/2	2-0	8.8	7.1	5.1
5/8	2-4	14	11	7.8
3/4	2-6	19	16	11
7/8	3-3	26	21	15
1	3-6	34	28	20

### GENERAL NOTES

- Rated loads based on minimum D/d ratio of 25/1
- Rated loads based on pin diameter no larger than natural eye width or less the nominal sling diameter
- For choker hitch, the angle of choke shall be 120 degrees or greater