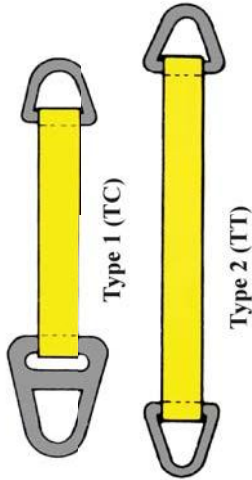




**Saf-T-Grip® Light Duty Nylon Slings**



**Type 1 (TC) & Type 2 (TT) Nylon Slings**

	TC	TT	Vertical	Choke	Basket
One Ply	TC1-602	TT1-602	2,200	1,760	4,400
	TC1-603	TT1-603	3,300	2,640	6,600
	TC1-604	TT1-604	4,400	3,520	8,800
	TC1-606	TT1-606	6,600	5,280	13,200
Two Ply	TC2-602	TT2-602	4,400	3,520	8,800
	TC2-603	TT2-603	6,600	5,280	13,200
	TC2-604	TT2-604	8,200	6,560	16,400
	TC2-606	TT2-606	12,300	9,840	24,600
One Ply - Steel & Aluminum Fittings Two Ply - Steel Fittings Only					

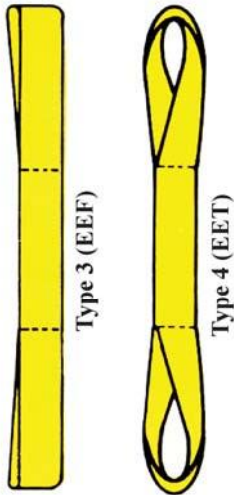


**Type 5 (EN)**


**Type 5 (EN) Nylon Slings**

	EN	Vertical	Choke	Basket
One Ply	EN1-601	2,200	1,760	4,400
	EN1-602	4,400	3,520	8,800
	EN1-603	6,600	5,280	13,200
	EN1-604	8,600	6,900	17,200
	EN1-606	13,200	10,560	26,400
	Two Ply	EN2-601	4,400	3,520
EN2-602		8,800	7,040	17,600
EN2-603		13,200	10,560	26,400
EN2-604		15,500	12,400	31,000
EN2-606		24,600	19,680	49,200
Three Ply		EN3-601	6,200	4,900
	EN3-602	12,500	10,000	25,000
	EN3-603	16,300	13,000	32,600
	EN3-604	20,600	16,400	41,200
	EN3-606	29,300	23,400	58,600
	Four Ply	EN4-601	7,700	6,200
EN4-602		15,500	12,400	31,000
EN4-603		20,800	16,600	41,600
EN4-604		26,600	21,200	53,200
EN4-606		37,800	30,200	75,600

**Type 3 (EEF) & Type 4 (EET) Nylon Slings**



	EEF	EET	Vertical	Choke	Basket
One Ply	EEF1-601	EET1-601	1,100	880	2,200
	EEF1-602	EET1-602	2,200	1,760	4,400
	EEF1-603	EET1-603	3,300	2,640	6,600
	EEF1-604	EET1-604	4,400	3,520	8,800
	EEF1-606	EET1-606	6,600	5,280	13,200
	Two Ply	EEF2-601	EET2-601	2,200	1,760
EEF2-602		EET2-602	4,400	3,520	8,800
EEF2-603		EET2-603	6,600	5,280	13,200
EEF2-604		EET2-604	8,200	6,560	16,400
EEF2-606		EET2-606	12,300	9,840	24,600
Three Ply		EEF3-601	EET3-601	3,500	2,800
	EEF3-602	EET3-602	7,000	5,600	14,000
	EEF3-603	EET3-603	9,400	7,500	18,800
	EEF3-604	EET3-604	12,000	9,600	24,000
	EEF3-606	EET3-606	18,000	14,400	36,000
	Four Ply	EEF4-601	EET4-601	4,200	3,400
EEF4-602		EET4-602	8,000	6,400	16,000
EEF4-603		EET4-603	12,000	9,600	24,000
EEF4-604		EET4-604	16,000	12,800	32,000
EEF4-606		EET4-606	23,500	18,800	47,000



**Type 6 (RE)**

**Type 6 (RE)**

	RE	Vertical	Choke	Basket
One Ply	RE1-602	3,600	2,900	7,200
	RE1-604	6,800	5,400	13,600
	RE1-606	8,000	6,400	16,000
Two Ply	RE2-602	5,200	4,200	10,400
	RE2-604	10,500	8,400	21,000
	RE2-606	14,400	11,500	28,800
Three Ply	RE3-604	14,000	11,200	28,000
	RE3-606	20,000	16,000	40,000