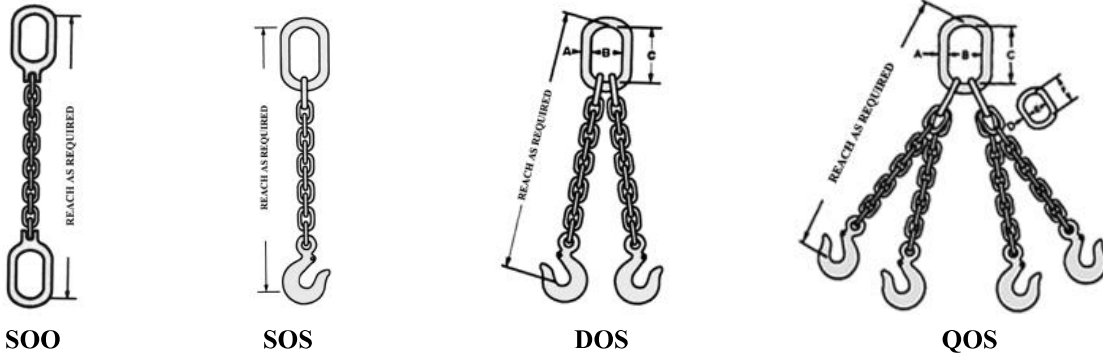










Alloy Chain Slings



Peerless ACCO® Grade 100 Alloy Chain Sling Working Load Limits


Chain Size		Single Chain at 90° lb	Double (D) Chain Slings /lb			Triple (T) & Quadrate (Q) Chain Slings /lb		
in	mm							
9/32	7	4,300	7,400	6,100	4,300	11,200	9,100	6,400
3/8	10	8,800	15,200	12,400	8,800	22,900	18,700	13,200
1/2	13	15,000	26,000	21,200	15,000	39,000	31,800	22,500
5/8	16	22,600	39,100	32,000	22,600	58,700	47,900	33,900

NOTE: Working Load Limit should not be exceeded
NOTE: All Sling Hooks are supplied with safety latches installed
CAUTION: Do not use Grade 80 Fittings with Grade 100 Chain



WARNING: Sling failure can cause DEATH or INJURY resulting from misuse, damage, and excessive wear. Adhere to industry standards and regulations.

Mulox® Heavy Duty Nylon Slings



Type 3 (EEF) & Type 4 (EET) Nylon Slings

	EEF	EET	Vertical	Choke	Basket
ONE PLY	EEF1-901	EET1-901	1,600	1,250	3,200
	EEF1-902	EET1-902	3,200	2,500	6,400
	EEF1-903	EET1-903	4,800	3,800	9,600
	EEF1-904	EET1-904	6,400	5,000	12,800
TWO PLY	EEF2-901	EET2-901	3,200	2,500	6,400
	EEF2-902	EET2-902	6,400	5,000	12,800
	EEF2-903	EET2-903	8,600	6,900	17,200
	EEF2-904	EET2-904	11,500	9,200	23,000
Other Widths & Plies Available					

Type 5 (EN) Nylon Slings

	EEF	Vertical	Choke	Basket
ONE PLY	EN1-901	3,200	2,500	6,400
	EN1-902	6,400	5,000	12,800
	EN1-903	8,600	6,900	17,200
	EN1-904	11,500	9,200	23,000
TWO PLY	EN2-901	6,200	4,900	12,400
	EN2-902	12,200	9,800	24,400
	EN2-903	16,300	13,000	32,600
	EN2-904	20,700	16,500	41,400
Other Widths & Plies Available				